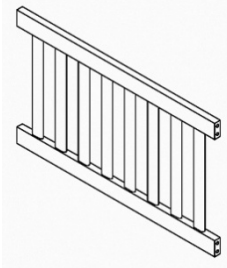
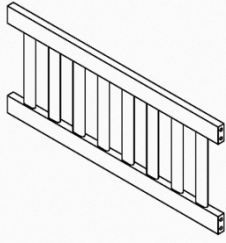

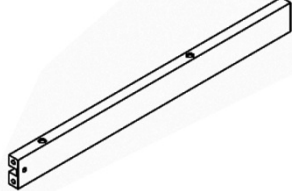
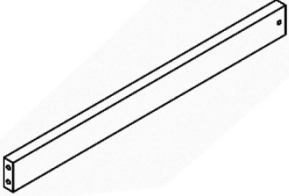
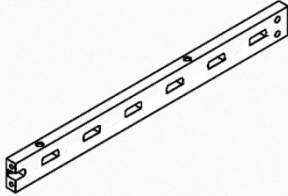
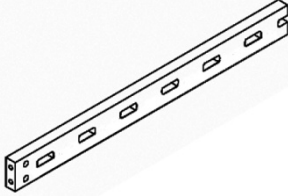
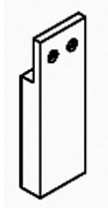









# N7008 Parts Identification Sheet

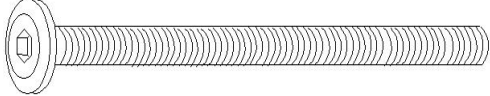
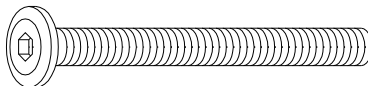


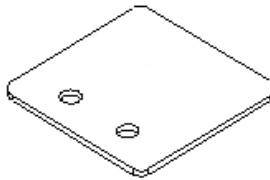


**DO NOT assemble Toddler bed if parts and hardware are defective or missing.  
Contact AFG for exchange or keep the original box for return authorization.**


<p>A. Head Board (1 pc)</p> 	<p>B. Foot Board (1 pc)</p> 	<p>C. Guard Rail (2 pcs)</p> 	<p>D. Head Board Left Bed Rail (1 pc)</p> 
<p>E. Foot Board Left Bed Rail (1 pc)</p> 	<p>F. Head Board Right Bed Rail (1 pc)</p> 	<p>G. Foot Board Right Bed Rail (1 pc)</p> 	<p>H. Center Leg (2 pcs)</p> 
<p>I. Center Brace (1 pc)</p> 	<p>J. Bed Slat (12 pcs)</p> 	<p>K. Top Rail (2 pcs)</p> 	<p>L. Headboard Left Leg (1 pc)</p> 
<p>M. Headboard Right Leg (1 pc)</p> 	<p>N. Footboard Left Leg (1 pc)</p> 	<p>O. Footboard Right Leg (1 pc)</p> 	

# N7008 Hardware Identification Sheet

DO NOT assemble crib if parts and hardware are defective or missing.  
Contact AFG for exchange or keep the original box for return authorization.

## Toddler Bed Assembly Hardware

Item #	Fittings	Qty
1. Bolt 1/4" x 2 1/2"		(28pcs)
2. Bolt 1/4" x 2"		(4 pcs)
3. Barrel Nut		(24 pcs)
4. Metal Dowel 1-1/5"		(4 pcs)
5. Metal Plate		(2 pcs)
6. Wood Dowel 1-1/5"		(12 pcs)
7. Wrench		(1 pcs)

FLATHEAD SCREWDRIVER  (NOT INCLUDED)