

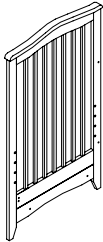
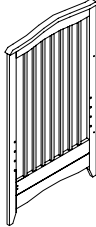
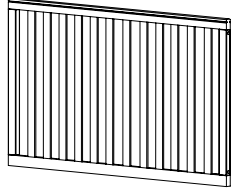
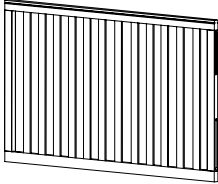
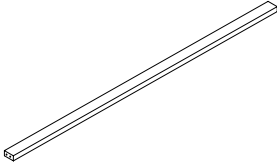
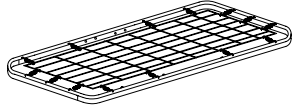
**⚠ WARNING: READ ALL WARNING & SAFETY INSTRUCTIONS BEFORE ASSEMBLING CRIB. KEEP INSTRUCTIONS FOR FUTURE USE.**

First remove hardware from box and sort by size. Check to see that all hardware and wooden pieces are present before assembling. Follow instructions listed below in the proper sequence as numbered to assure fast, easy and correct assembly.

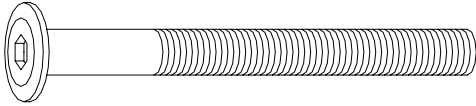
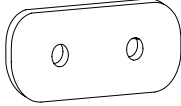
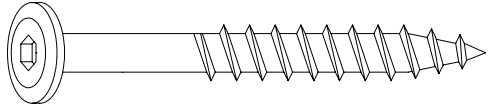
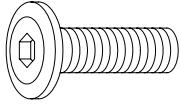
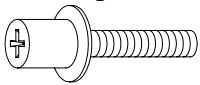
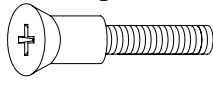
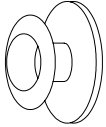
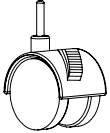
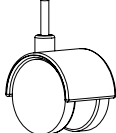
**⚠ WARNING!**

1. DO NOT attempt to repair or modify parts with cracks or defects. Please contact us for immediate replacement.
2. This product is for home use and is not intended for use in schools, day care centers or other commercial establishments.
3. Must be assembled by a capable adult.

**◆ PARTS IDENTIFICATION**

<p>A. Headboard (1 pc)</p> 	<p>B. Footboard (1 pc)</p> 	<p>C. Stationary Side Panel (1 pc)</p> 
<p>D. Drop Side Panel (1 pc)</p> 	<p>E. Stabilizer Bar (1 pc)</p> 	<p>F. Mattress Support (1 pc)</p> 

**◆ HARDWARE**

<p>1. Bolt 1/4" x 2-1/2" (4 pcs)</p> 	<p>2. Iron Plate (2 pcs)</p> 	<p>3. Bolt 1/4" x 2-1/2" (4 pcs)</p> 	
<p>4. Bolt 1/4" x 3/4" (4 pcs)</p> 	<p>5. Cap 1/8" x 11/16" (2 pcs)</p> 	<p>6. Screw 1/8" x 11/16" (2 pcs)</p> 	<p>7. Glider Nut (2 pcs)</p> 
<p>8. Caster With Brake (2 pcs)</p> 	<p>9. Caster (2 pcs)</p> 	<p>10. Wrench (1 pc)</p> 