

A F G

MYA CRIB

Model No.: 8008

Po#

Warning! READ ALL WARNING & SAFETY INSTRUCTIONS BEFORE ASSEMBLING CRIB. KEEP THE MANUAL FOR FUTURE USE.

ASSEMBLY TIPS:

Remove hardware from box and sort by size check to see that all hardware and wooden pieces are present before assembling.

Follow instructions listed below in the proper sequence as numbered to assure fast, easy and correct assembly.

Warning!





1. Don't attempt to repair or modify parts with cracks or defects. Please contact us for immediate replacement.
2. This product is for home use and is not intended for use in schools, day care centers or other commercial establishments.
3. Must be assembled by an adult.

ASSEMBLY TIPS Remove hardware from box and sort by size. Check to see that all hardware and wooden pieces are present before assembling.

PARTS IDENTIFICATION

A	B
C	D

HARDWARE

1. Crew 	2. Bolt(4pcs) 	3.	4.
5. Caster with rake(2pcs) 	6. Caster (2pcs) 	7. Wrench (1pc) 