


Baby International

Angel baby CRIB

Model No.:6003

KEEP THE instructions for future use



ASSEMBLY TIPS:

Remove hardware from box and sort by size check to see that all hardware and wooden pieces are present before assembling. Follow instructions listed below in the proper sequence as numbered to assure fast, easy and correct assembly.

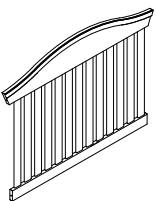
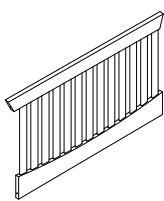




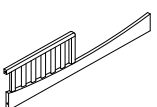


Warning!

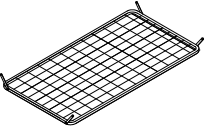

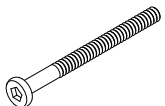



1. Don't attempt to repair or modify parts with cracks or defects. Please contact us for immediate replacement.
2. This product is for home use and is not intended for use in schools, day care centers or other commercial establishments.
3. Must be assembled by an adult.

ASSEMBLY TIPS Remove hardware from box and sort by size. Check to see that all hardware and wooden pieces are present before assembling.

PARTS IDENTIFICATION

<p>A. Back panel (1pc)</p> 	<p>B. Front panel (1pc)</p> 	<p>C. Side panel left (1pc)</p> 	<p>D. Side panel right (1pc)</p> 	<p>E. Back leg (2pcs)</p> 	<p>F. Front leg (2pcs)</p> 	<p>G. Guard rail (1pc)</p> 
--	---	---	--	---	--	--

HARDWARE

<p>H. Mattress support L1300*D672*H20M M (1pc)</p> 	<p>1. D13*1/4"*4-3/4" Allen head bolts (4 pcs)</p> 	<p>2. D13*1/4"*3" Allen head bolts (12pcs)</p> 	<p>3. D13*1/4"*3/4" Allen head bolts (4 pcs)</p> 	<p>4. Barrel nut 1/4"*L13 (16pcs)</p> 	<p>5. Allen wrench 4M*2" (1 pc)</p> 
--	--	--	---	---	---

